

elna
SWISS DESIGN

lotus

SEW EASY.

elna
SWISS DESIGN

ELNA LOTUS AT **MoMA**

The Elna Lotus is a small machine with an innovative design. The original 1968 model is currently featured in the Museum of Modern Art (MoMA) in New York City.

The Lotus was an Elna bestseller, the best of all time, and it was an international success. Worldwide of a million machines were sold or purchased.



THE LOTUS SPIRIT

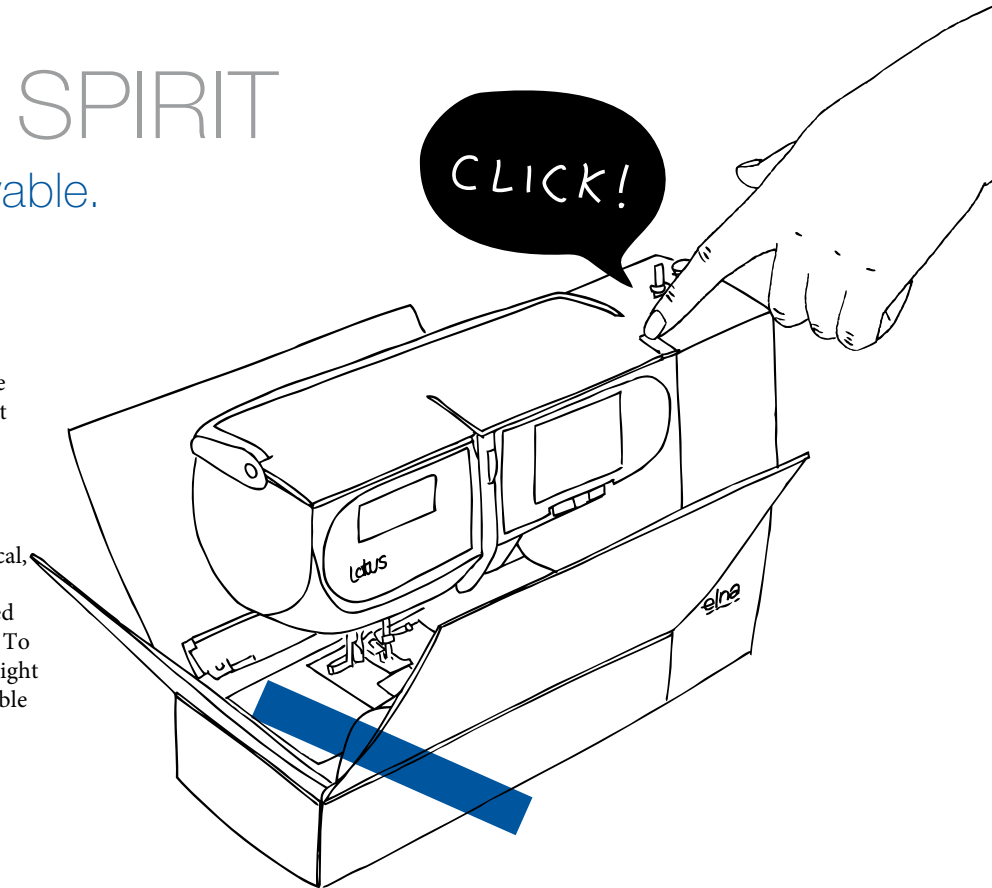
Compact. Simple. Enjoyable.

The all-new Lotus model mixes business and pleasure to maximize fun and minimize fuss. The sturdy lap doubles to protect the machine and act as a wide sewing table. The Lotus really is an all-in-one machine.

Our design is all about being portable and practical, from the integrated needle threader and pop-up spool at the front of the machine to the automated thread cutter and the compact accessory storage. To top it all off, we creatively placed the needle bar right in the center of the machine to maximize your table space to maneuver your fabrics.

The Lotus is all about being easy and simple.

HAPPY SEWING!






THE 'ALL-IN-ONE' SEWING MACHINE

READY, STEADY, SEW!

Sewing enthusiasts will adore being able to tote their Elna Lotus along with them wherever they go. With an easy carrying case and folding flaps, you can sew on-the-go, wherever you go!



The Bare Necessities

Sewing made simple for sewers
who simply love sewing.

The Lotus comes with a variety of 18 different decorative and utility stitches, combined to create endless effects like quilting, patchwork, darning, and buttonholes to embellishments and applique. You can switch your stitches by pressing a button. Utility styles include stretch, straight, super overlock, and zigzag stitches. Decorative options include bridging and patchwork stitches as well as scallop edges. The Lotus also comes with a darning stitch and classic square and keyhole buttonhole styles. Let the Lotus give you confidence as well as that professional finish you desire.

A comprehensive guide is included with the Lotus to give you a list of stitches along with their uses and instructions to achieve them.

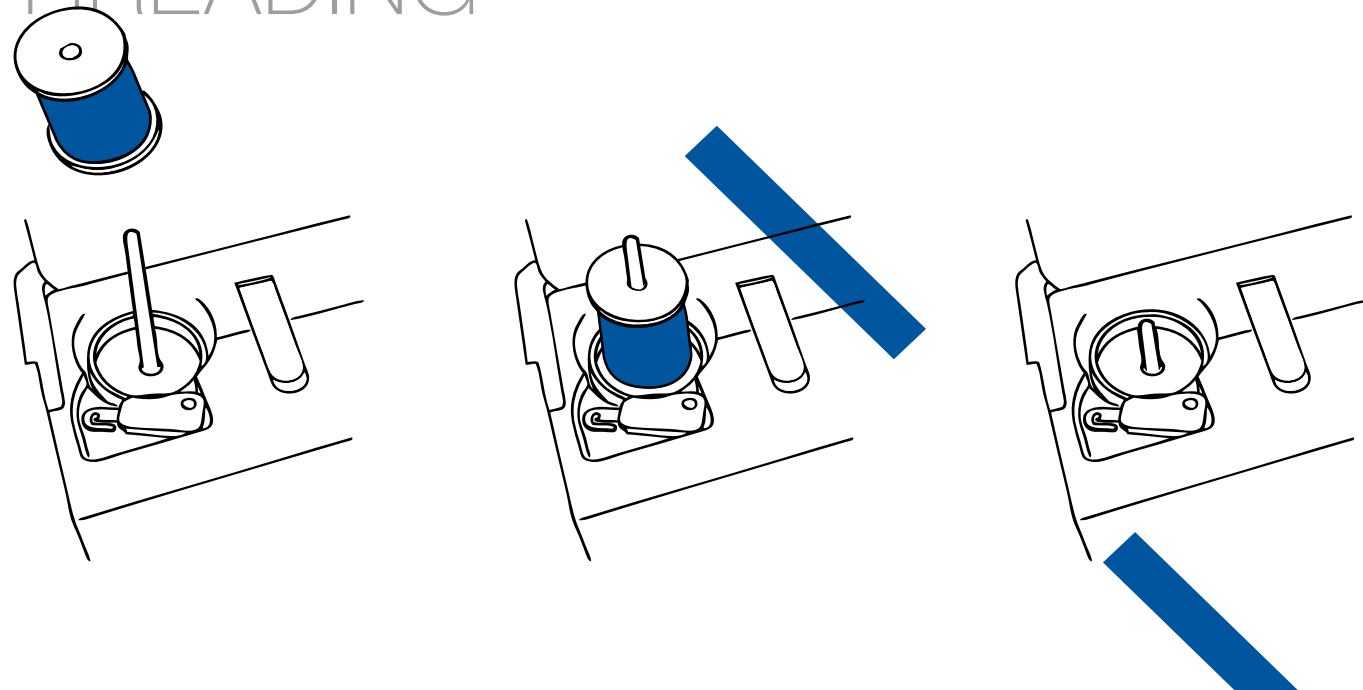


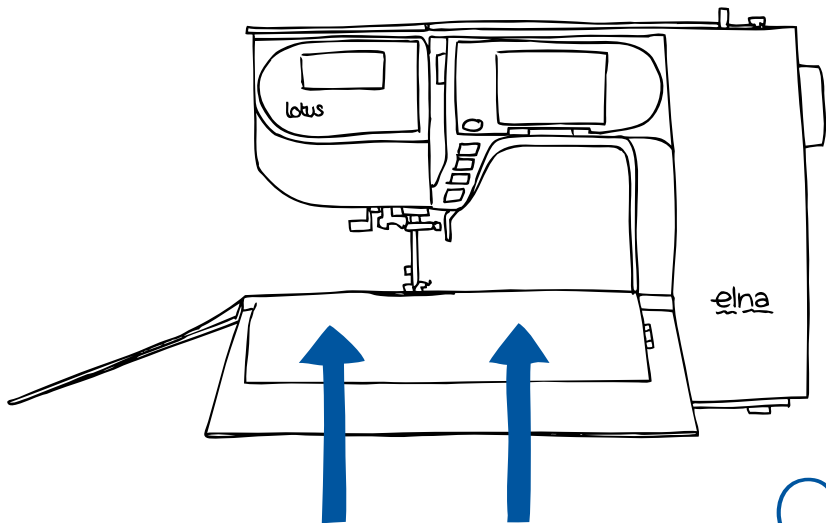
Comfortable, easy sewing with a host of professional features.

INTEGRATED BOBBIN SPOOL FOR PERMANENT THREADING

POPS UP... AND AWAY!

The pop-up bobbin spool pin springs out and in, making changing spools a breeze. Integrating the spool adds to the Lotus' compact structure and makes sure the spool can't be damaged when you're transporting it.



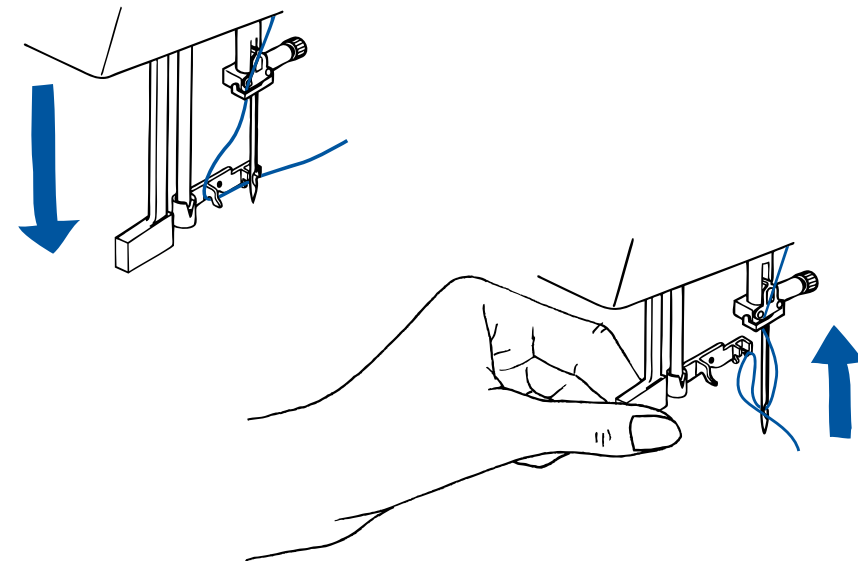
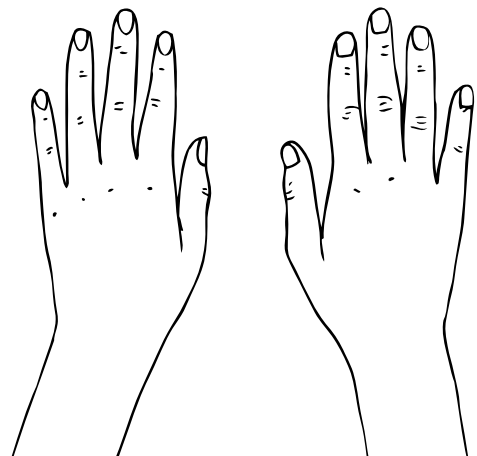


SIMPLE...
BUT
BRILLIANT!

CENTRALISED NEEDLE BAR

MORE SPACE,
MORE STABILITY.

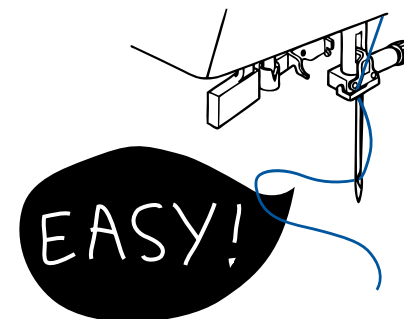
Space and stability are a prime focus of the Elna Lotus. With the centralized needle bar, even heavy curtains or slippery materials get plenty of room to move around. This extra space holds the cloth firmly in place for stable stitches and more professional-looking results.



BUILT-IN AUTOMATIC NEEDLE THREADER

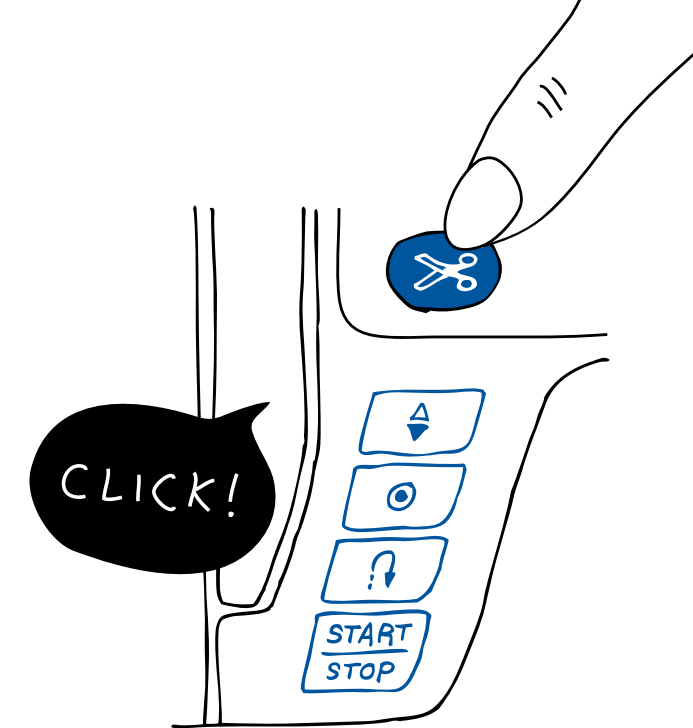
Always ready to go!

The useful needle threader will put an end to fiddling as you struggle to thread. Start right away easily or swiftly change the threads while you're sewing.



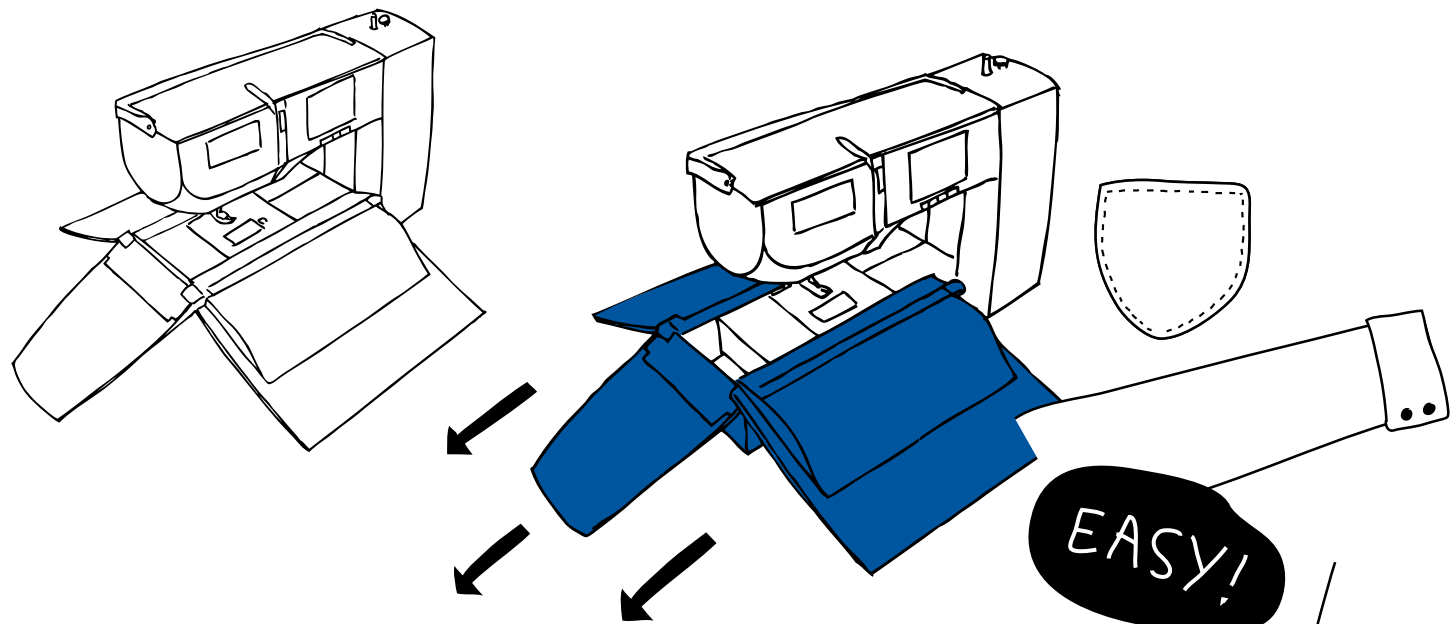


PUSH BUTTONS:
THREAD CUTTER,
NEEDLE POSITION,
AUTOLOCK,
REVERSE,
START & STOP



THE SCHOOL OF SWISS FINISHING.

Get seamless results from start to finish. Five easy buttons make your projects perfect. Start/stop eliminates the foot pedal from the sewing process, while the reverse stitch button starts strengthening backstitching. Create a knot at the end of the stitch design by using Autolock. Halt the needle with the Up/Down needle position and use the Thread Cutter option to trim the end of your thread for a polished finish.



FREE ARM

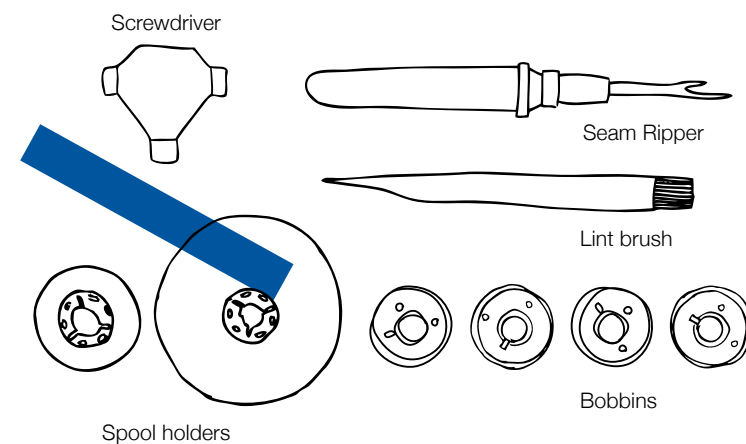

DELIGHT IN THE DETAILS!

Slide away the protective flaps on the lower end of the machine to expose the shaped free arm. This piece is useful for tubular items, repairs, and tiny projects, like cuffs, darning, sleeves, and pockets.





DUAL ACCESSORY STORAGE



A PRIME EXAMPLE OF SWISS DESIGN.

Beneath the top cover flat is an area for accessory storage like sewing feet, needles, etc. The front flap slides open for another accessory drawer for items you want to keep close like a lint brush, bobbins, spool holders, and other parts.



TECHNICAL SHEET

FEATURES

Computerized model
Horizontal rotary hook with transparent bobbin cover
Free arm
Body dimensions: W 426 mm / H 298 mm / D 155 mm
Free arm dimensions: L 162.5 mm / H 110 mm
Start with foot controller or Start/Stop key
Speed control up to 700 stitches/min. with the Start/Stop key
Speed control up to 820 stitches/min. with the foot controller
Vertical spool pin with Pop-up system
Automatic thread cutter
Two accessory storage areas – top cover and drawer
Integrated sewing table, made by the flaps
LCD screen: W 62 mm / H 27 mm
Two white LED lamps

ACCESSORIES

- 4 bobbins
- Assorted needle set
- Screwdriver
- Seam ripper
- Lint brush
- Spool holder (large)
- Spool holder (small)
- Zigzag foot A
- Zipper foot E
- Blind hem foot G
- Satin stitch foot F
- Rolled hem foot D
- Automatic buttonhole foot R
- Power supply cable
- Foot controller
- Instruction manual
- Foot control and power supply cable case

TECHNICAL FEATURES

- 18 stitches
- Two one-step buttonholes
- Maximum stitch width: 7 mm
- Maximum stitch length: 5 mm
- Direct stitch selection on the touch screen
- Automatic needle threader
- Start/Stop key
- Reverse stitch key
- Autolock key
- Needle Up/Down key
- Automatic thread cutter key
- Automatic bobbin-winding with automatic declutch system
- Manual thread tension control
- Extra-high pressure foot lift
- Drop feed dog
- Clip-on presser feet
- Metallic shuttle hook
- Thread cutter on the machine head
- Flaps release lever

STITCHES PANEL



